

SERIES 1950G | EXPLOSION-PROOF DIFFERENTIAL PRESSURE SWITCH

FEATURES/BENEFITS

- ATEX Approved Explosion Proof for natural gas applications
- External set point screw provides easy access without opening or disassembling enclosure
- Easily accessible electrical connection simplifies the installation
- Isolated process chambers from electrical compartment

APPLICATIONS

- Natural gas applications
- Process applications
- All-weather applications

DESCRIPTION


The **SERIES 1950G** Explosion-proof Differential Pressure Switch combines the best features of the popular Dwyer® Series 1900 Pressure Switch with the benefit of natural gas compatibility. Units are rain-tight for outdoor installations, and are UL listed for use in Class I, Groups A, B, C, & D; Class II, Groups E, F, & G and Class III atmospheres, Directive 2014/34/EU (ATEX) Compliant for CE ATEX II 2G Exd IIB+H2 T6, CSA & FM approved for Class I, Div. 1, Groups B, C, D; Class II, Div. 1, Groups E, F, G and Class III atmospheres IECEx Exd IIB+H2 T6 (-40°C < Ta < +60°C). The 1950G is very compact, about half the weight and bulk of equivalent conventional explosion-proof switches. Easy access to the SPDT relay and power supply terminals is provided by removing the top plate of the aluminum housing. A supply voltage of 24 VDC, 120 or 240 VAC is required. A captive screw allows the cover to swing aside while remaining attached to the unit. Adjustment to the set point of the switch can be made without disassembly of the housing.



SPECIFICATIONS

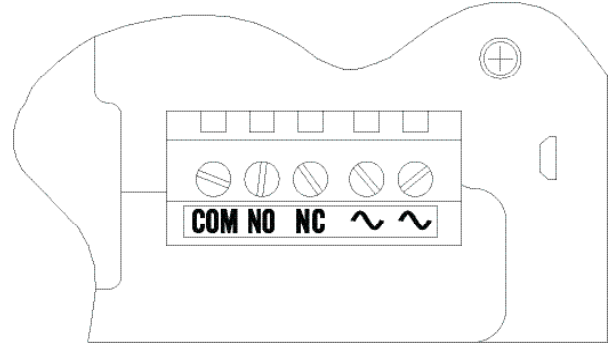
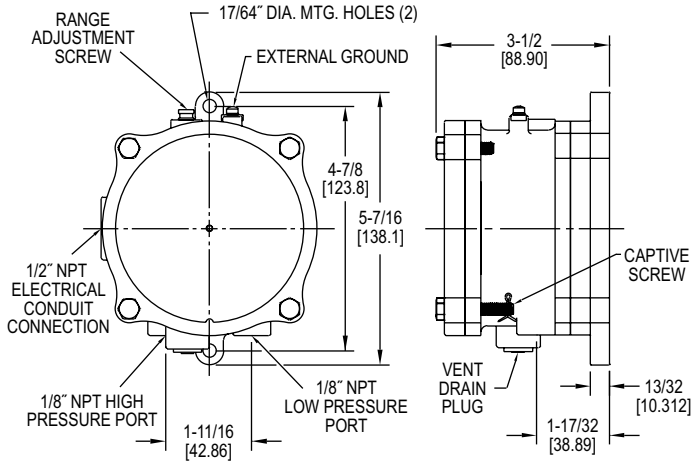
Service	Air and compatible combustible gases.
Wetted Materials	Consult factory.
Temperature Limits	0 to 140°F (-17 to 60°C). Note: Set point drift may occur with ambient temperature changes.
Pressure Limits (Continuous)	45" w.c. (11.2 kPa) continuous; 10 psig (68.95 kPa) surge.
Enclosure Rating	NEMA 3 (IP54), NEMA 7 & 9.
Switch Type	1 Form C relay (SPDT).
Electrical Rating	10 A, 120/240 VAC, 28 VDC. Resistive 50 mA, 125 VDC.
Power Requirements	24 VDC ±10%. 120 or 240 VAC ±10% optional.
Electrical Connections	Internal terminal block.
Process Connections	1/8" female NPT.
Mounting Orientation	Diaphragm in vertical position. Consult factory for other position orientations.
Set Point Adjustment	Screw type on top of housing.
Weight	2 lbs 15.7 oz (1.35 kg).
Agency Approvals	ATEX, CE, CSA, FM, IECEx, UL.





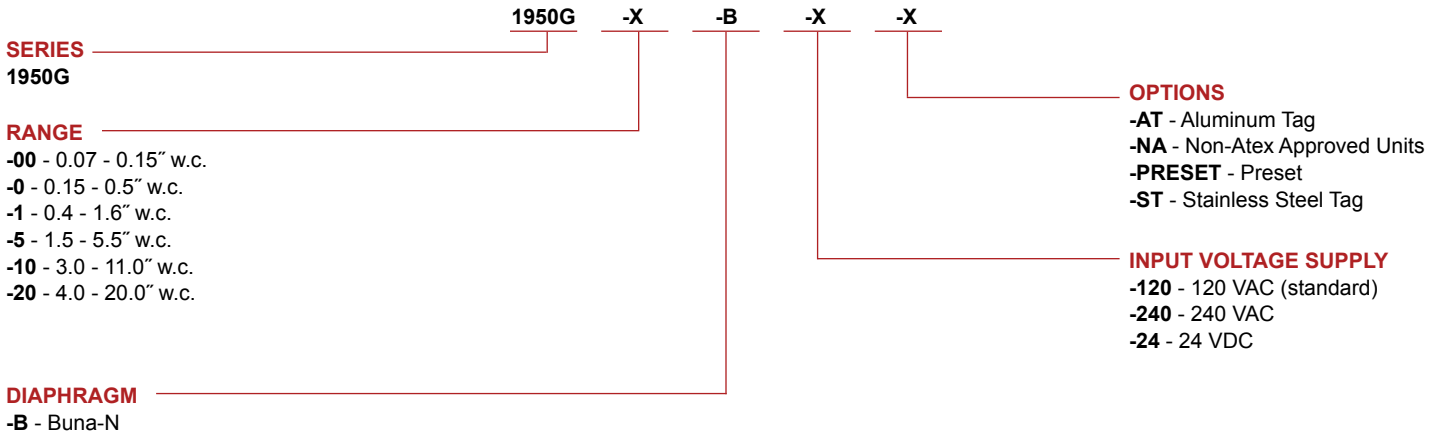
DIMENSIONS

WIRING DIAGRAM



HOW TO ORDER

Use the **bold** characters from the chart below to construct a product code.



Important Notice: Dwyer Instruments, Inc. reserves the right to make changes to or discontinue any product or service identified in this publication without notice. Dwyer advises its customers to obtain the latest version of the relevant information to verify, before placing any orders, that the information being relied upon is current.

